



## Girl Scouts Destinations 2016 - Application Instructions

*Completing this application is your first step to  
experiencing an adventure of a lifetime!  
Please read instructions carefully.*

Use this application form for all Destinations. (Note: Destinations are for individual Girl scouts. Getaways and International Events are for troops and have their own registration processes).

### Instructions:

1. This application consists of three parts:
  - **The Application Form** (3 pages)
  - **Essay** (you must use separate sheets of paper)
  - **Reference Form** (you must ask two people to provide a reference for you. They should send the reference directly to your council.)
2. You can apply for up to **FOUR destinations**, but you need to complete a **separate application for each trip**. You may use the same short answers and same references for each application; you just need to write **a different essay for each trip application**.
3. Type or print clearly using black ink. Complete the **entire** application, and continue questions on a new page if your answers are longer than the space provided. Clearly label the extra pages with your name and the title of the Destination.
4. Please write your essays on separate pages.
5. Be sure to include your name and the name of the Destination on the top of each page of your application.
6. **Make a photocopy of your entire application before sending it to your council.**
7. Make sure you and your parent/guardian signs the last page. A staff person from your Girl Scout council will sign after they review your application.
8. Send or take your completed applications to **your local Girl Scout council** by your council's deadline. There is a deadline for Round 1 and Round 2. If you miss the Round 1 application deadline, your application will be placed with the Round 2 applications. Many trips fill up during Round 1, so try to apply before the first deadline!






(If you are a member of USA Girl Scouts Overseas, please email your completed application to both [overseas@girlscouts.org](mailto:overseas@girlscouts.org) and your local Overseas Community Chair (OCC) at the same time. Round 1 applications are due **November 20, 2015**. Round 2 applications are due by **February 5, 2016**.)








## *READY TO GO?*

First, read these quick tips for completing your Destinations Application!





### Getting Started

-  You must be a registered Girl Scout to apply for a Destination.
-  It's easy to register as a Girl Scout! Contact your local Girl Scout council. If you don't know where it is, look online at [www.girlscouts.org/councilfinder](http://www.girlscouts.org/councilfinder).
-  Make sure you check out ALL the possible Destinations that might interest you. Surprise yourself! Think outside the everyday! **You can apply for up to FOUR destinations that interest you.**
-  Be sure to check the Destinations pages for changes and additions. Some events may be posted up until the end of October!
-  Check with your Girl Scout council for the deadline date for turning in your applications. Each Girl Scout council has its own deadline (usually early November).

### Stand Out: Make Your Application "The One"

-  Be neat. Type or very clearly print your application in black pen.
-  Be specific in your essay – why is this Destination for you? Read the event description carefully and research the Destination's location and topic. Be sure to include any specific information in your essay.
-  Ask a friend who is a great writer, an adult, or a Girl Scout staff member to review it. It can't hurt to get a little help from the experts!
-  Make sure both you and your parent/guardian sign the application.
-  Submit your application(s) **to your Girl Scout council** in time for your council's deadline.

### References

-  Print out two reference forms. (You can use the same references for each Destination.)
-  Fill in the top portion of the reference form.
-  Print the online descriptions for the destinations you have chosen and attach them to the reference form.
-  Give the reference forms to the two people you have asked to submit references for you. Consider someone from your Girl Scout council, a teacher, sports coach, or member of your place of worship. Ask them to return them to your Girl Scout council by your council's deadline date.

***LET'S GET STARTED!***



## Girl Scouts Destinations 2016 - Application Form

<b>Title of the Destination:</b>
----------------------------------

You must complete a **separate application** for each Destination you select. You can apply for up to 4 Destinations.

<b>Event Sponsor:</b>
-----------------------

The "Event Sponsor" is listed on each Destination description on the [website](#), where it says "Sponsored by".

### Applicant Information:

Name:		Telephone:	
Address:			
City:	State:	Country:	Zip/Post Code:
Your e-mail:		Parent/Guardian e-mail:	
Your birth date:	Age at time of May 15, 2016:	Present school grade:	
Girl Scout council name:		Council phone#:	
Girl Scout council address:			
Girl Scout council contact name:		Council contact email:	
<b>Racial/Ethnic breakdown:</b> In order to monitor and promote the participation rates of girls from various racial and cultural backgrounds, we request that you provide the following information. You are not required to respond. The information will be used for monitoring purposes exclusively and will have no influence on the selection process.			
<input type="checkbox"/> American Indian <input type="checkbox"/> Asian/Pacific Islander <input type="checkbox"/> Black <input type="checkbox"/> White <input type="checkbox"/> Are you also of Hispanic origin?			

### References Information:

Please **PRINT/TYPE** the names and information of the two adults you have asked to submit references for you. Consider someone from your council office, a teacher, a sports coach, or a member of your place of worship. **Be sure to give these adults the "Girl Scout Destinations 2015 - Reference Form."**

<b>1.</b>	Name:		Relationship to you:	
	Telephone:		E-mail:	
<b>2.</b>	Name:		Relationship to you:	
	Telephone:		E-mail:	

Your Name:	
Destination:	

## Part 1: Short Answer Questions

1. Have you ever been away from your family overnight?  Yes  No  
 If yes, briefly describe length of time, where, when, and with whom. If no, please describe why you are ready for this trip away from home now?

2. Briefly describe your two most meaningful experiences away from home without your family.

3. Make a list of what activities (sports, clubs, or other activities) you do outside of school.

1.	
2.	
3.	
4.	
5.	

4. Have you previously attended a Destination offered by Girl Scouts? If yes, which one(s)?

Events(s)	Date(s)
-----------	---------

5. Have you previously applied for any Girl Scout travel opportunity and not been chosen? (If yes, list event name(s) and year(s))  
 Yes  No

Events(s)	Date(s)
-----------	---------

## Part 2: Essay

Please attach a separate sheet of paper(s) to describe why you want to participate in the Destination that you have chosen. Be specific about what knowledge and skills you would bring to this trip and what knowledge and skills you would like to bring home! Don't forget to describe any special skills you have related to the event, like camping or community service, or why you're excited about trying out something new. **Write on a separate sheet of paper and attach.** Remember to put your name and the Destination name on the top of each page you submit, and **write a different essay for each trip, explaining why you want to go on that specific Destination.**

Your Name:	
Destination:	

## Part 3. Your Skills

**1. Languages:** Tell us what language(s) you speak in addition to English, and your level of fluency.

BASIC	INTERMEDIATE	ADVANCED

**2. Camping/Outdoor Skills:** Which of these activities have you done before?

- |   |  |
|---|--|
| <input type="checkbox"/> Hiking   | <input type="checkbox"/> Resident camp                 |
| <input type="checkbox"/> Orienteering   | <input type="checkbox"/> Ecology/Nature Studies        |
| <input type="checkbox"/> Outdoor Survival or primitive camping (roughing it!) | <input type="checkbox"/> Tents (care & use)            |
| <input type="checkbox"/> Outdoor Cooking and Meal Planning                    | <input type="checkbox"/> Backpacking                   |
| <input type="checkbox"/> Day camp   | <input type="checkbox"/> Other (Describe to the right) |

Other:

## Part 4: Signatures

**1. Applicant Understanding:**

I have read the event descriptions and feel I am able to participate in the events I selected. If I am selected, I have definite plans to accept participation and to attend the Destination.

I give consent to be interviewed, photographed, videotaped, or electronically imaged for the purposes of promotional materials, news releases, or other published formats for either the local Girl Scout Councils or Girl Scouts of the USA. The images will be the sole property of the local Girl Scout Council or Girl Scouts of the USA. I hereby release and hold harmless the local Girl Scout Council and Girl Scouts of the USA from any claim arising from the use of these images.

I have confirmed that my contact information on the first page of this Application Form is correct.

Applicant's signature: \_\_\_\_\_

Date: \_\_\_\_\_

**2. Parent/Guardian permission:**

I have read the descriptions of the Destination(s) to which my daughter is applying.

To the best of my knowledge she has a clear understanding of the event(s) she has applied for, and if selected, she has my permission to participate.

If she is over the age of 13, I grant Girl Scouts of the USA permission to share her e-mail address with other Girl Scout participants on her trip.  Yes  No

**NOTE:** Girl Scouts of the USA is committed to providing reasonable accommodation for girls with disabilities. If your child is a person with a disability and may need accommodations or further information, please contact [destinations@girlscouts.org](mailto:destinations@girlscouts.org)

Parent/Guardian name: \_\_\_\_\_

Parent/Guardian signature: \_\_\_\_\_ Date: \_\_\_\_\_

**3a. Girl Scout Council verification:** I verify that the above-named applicant is a registered Girl Scout:

Council authorized signature: \_\_\_\_\_

Position: \_\_\_\_\_ Date: \_\_\_\_\_

**3b. For United States Girl Scouts Overseas only:** I verify that the applicant is a member of:

Location code: \_\_\_\_\_ Registration area: \_\_\_\_\_

USAGSO signature: \_\_\_\_\_ Date: \_\_\_\_\_



## Girl Scouts Destinations 2016 - Reference Form

**Part I: To be completed by applicant.**

Applicant's name:				
Girl Scout council:				
Council address:				
City:		State:		Zip:
Council email:				

Thank you for providing this reference. Please complete this form and return it to the council address above by:  

	(insert deadline date from your council).
--	---

I am applying to attend the below listed Destination(s). I have attached the descriptions of the Destinations so that you can comment on my abilities and interests in relation to the trip(s). (**Girls:** List the Destination(s) names below. Print descriptions from [www.girlscouts.org/destinations](http://www.girlscouts.org/destinations) or provide the web link for each Destination description.)

1.		3.	
2.		4.	

**Part II: To be completed by person giving the reference.**

Your name:	
How long have you known the applicant?	
What is your relationship to the applicant?	

1. Check one rating in each category to assess the following qualities of the applicant.

*Note: 1 = Don't Know; 2 = Below Average; 3 = Average; 4 = Above Average; 5 = Excellent*

	1	2	3	4	5		1	2	3	4	5
Is dependable and responsible						Is able to relate well to adults					
Is able to share ideas and feelings						Is physically fit					
Is able to relate well to peers						Is able to work well in a group					
Has poise in meeting people						Is adaptable and flexible					
Accepts differences in people						Shows humor and spontaneity					

<b>Applicant Name:</b>	
------------------------	--

2. Describe the applicant's special strengths and/or skills that would enable her to enjoy and succeed in the Destination(s) of her choice. Please give specific examples. If more space is needed use additional sheets.

--

<b>Printed name:</b>							
<b>Signature:</b>							
<b>Date:</b>							
<b>Address:</b>							
<b>City:</b>		<b>State:</b>		<b>Country:</b>		<b>Zip:</b>	
<b>E-mail:</b>		<b>Telephone #:</b>					

Thank you! Please return this Reference Form to the applicant's Girl Scout council as noted on the previous page.